




AUTOMATION, CONTROL AND POWER PRODUCTS

**AUTOMATION COMPONENTS
PRODUCT PORTFOLIO**



Within industrial applications, components serve as the cornerstone of every system. **Automation Systems Interconnect** stands out as your premier source, offering an expansive selection of both critical components and essential parts. Trust us to provide the comprehensive solutions your application demands.

ASI PRODUCT APPLICATIONS



AUTOMATION



SOLAR



HVAC



ELEVATOR CONTROL



WASTE WATER



HAZARDOUS LOCATION



ROBOTICS



MANUFACTURING

CONTROL

CAM Switches



- 12 amp - 200 amp, up to 600V AC
- Multi-pole, Multi-position, Transfer, Reversing, Momentary & Maintained versions
- Multiple mounting options and handle styles


Limit Switches



- Roller, Lever, Whisker, Rod and Off-set Types
- For Access Cover/Door interlock status
- UL Listed, IEC, CE Approved

COMMUNICATION

Signal Splitters/Isolators



- Filter out electrical noise and interference from the signal path
- Signal conditioning to modify the input signal to match the requirements of the output device


Relays



- Can be used as a switch to control power to a circuit
- Provide electrical isolation between the control circuit and load circuit
- Can amplify control signals to allow low-power signals to control higher-power loads

PROTECTION

Circuit Breakers



Branch UL489

- DIN Rail MCB, UL 489, UL1077
- AC, DC Circuit, Ground Fault - GFCI versions
- 1, 2, 3, & 4 pole
- Panel & Rack Mount Types

MCCB



- UL489 Listed Branch Circuit Protection
- 15 amp to 1,400 amp, 600 V AC
- NEMA 4X/12 Handle Assemblies, Aux. Contacts & Accessories

FIELD

Interface Modules



- DIN Rail Mountable
- RJ45, D-Sub, Ribbon to Screw Terminal Connector
- Plug-in Relay to screw terminals
- Made in USA
- Custom Modules

Enclosures



- Non-Metallic and Steel/Stainless Steel
- NEMA 1, 3R, 4, 4X, 12 Rated
- Standard & Custom sizes

Disconnect Switches



- 20 amp to 160 amp
- 3 & 4 Pole with optional Auxiliaries and Poles
- OSHA Lockout or standard knob handles

Variable Frequency Drives (VFD)



- Variable Torque for all HVAC and Pump Applications
- Standard Communication Protocols
- 1 & 3 Phase Input
- Up to 480 vac rated

Pendant Stations



- Single and Double Row
- 2-14 Positions
- Custom Solutions

Proximity Sensors



- Inductive, Capacitive Proximity types for positioning/sensing
- High Temperature, harsh duty versions
- Corded & Connector options
- Metallic and Non-Metallic Housings
- Compact, and standard industry size

Ethernet Switches



- Managed & Unmanaged
- DIN Rail or Wall mount
- Standard & Class 1 Div. 2 versions

Routers



- Managed & Unmanaged
- DIN Rail or Wall mount
- Standard & Class 1 Div. 2 versions

Power Supplies / UPS Backup



- Wide Range of Voltages/ Wattages available
- High efficiency design & operation provides low dissipated power & long reliable life
- Power Supply with integrated charger, suitable for Lead-Acid batteries

Fuse Holders



- DIN Rail, PCB and Inline Mounting
- Midget Fuse Holders

Panel Interface Modules



- Easy Access to Panels
- Customizable
- Weatherproof

Tools




- Battery-powered crimp tools
- Professional Tools
- Rechargeable batteries
- Interchangeable Dies

Label and Marking



- Terminal Block Markers
- Wire and Cable Tags
- Panel Labels

Contactors/Motor Starters



- 9-800 amp, AC & DC Coils
- DIN & Panel Mount IEC Design
- Auxiliary Contacts standard
- Direct Mount Thermal Overloads
- Manual Motor Starters - High interrupt capacity .1 to 100 amp

Transformers



- Industrial Control Transformers
- All Primary and Secondary Voltages available

Signal Converters



- 10/100/1000 BaseT (X) and 1000BaseSFP slot supported
- -10°C to +60°C standard operating temperature range
- Designed for Hazardous locations
- DIN Rail or Panel Mount

Cables



- Single & Double ended M8, M12, RJ45 types
- Straight & Angle Connectors

RJ45 Through Panel Connectors




- USB, RJ45, M8, M12
- Connectors & Adapters available
- Straight & 90 degree Angle

MOV Surge Protection



- High Surge Energy Capability
- Low Voltage Protection Level
- DIN Rail Mountable
- Degradation Failure Indication

Terminal Block Surge Protection




- 12, 24, 48, 110V versions for Data/Control Circuits
- For 0-10V, 0-20mA, 4-20mA Analog Control Circuits
- DIN Rail Block Design

Ethernet Surge Protection



- Ethernet CAT6 & CAT5 system protection
- High Discharge capacity
- DIN Rail Mount

Terminal Block Assemblies



- Custom built to your specifications with Terminal Blocks, Relays, DIN Components
- Complete assemblies eliminates additional labor time.
- Reduction of purchased/inventories components
- Complete with labels, markers and jumpers

Cable Glands



- Metric, PG and NPT threads
- Hazardous Location
- Plastic, Stainless Steel, Nickel-Plated Brass



Same Certifications. Reduced Costs. Better Availability.
That's the ASI way. | **SourceASI.com**

Mechanicsburg, PA 17055

877-650-5160 • 717-249-5581

www.SourceASI.com



Why **ASI**?

Because at ASI, we're revolutionizing the world of automation components. With a commitment to quality, reliability, and affordability, we offer a wide range of DIN Rail mounted products that match or exceed industry standards. Our components carry the same certifications as the big brands, but with better availability and pricing. Why pay more when you can get the same quality for less? Discover the ASI Way difference today.