


Description of Specifications

$\frac{ND}{1}$
 $\frac{B}{2}$
 $\frac{2}{3}$
 $\frac{\square}{4} - \frac{\square}{5}$
 $\frac{\square}{6}$
 $\frac{\square}{7} / \frac{\square}{8}$
 $\frac{\square}{9}$

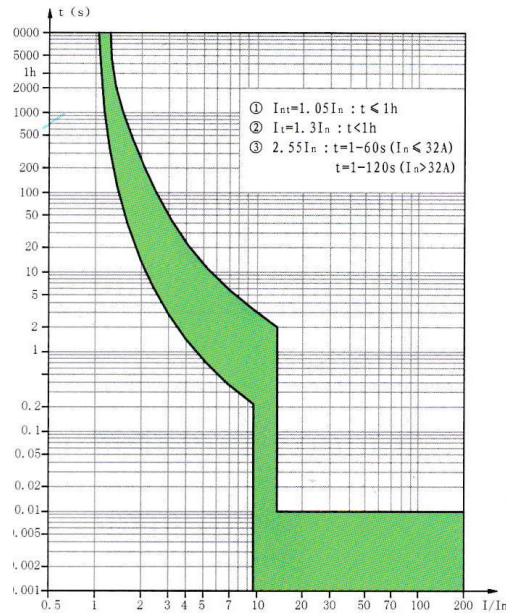
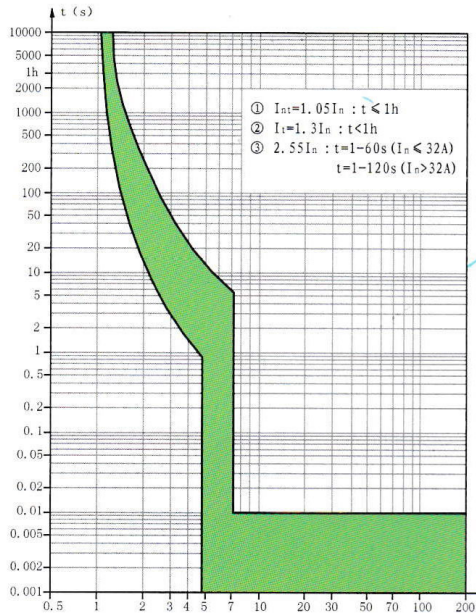
Serial No.	Serial No. Name	Code Explanation
1	Enterprise Code	ND: Nader Brand
2	Model	B: Disconnecting Switch
3	Design Serial No.	2
4		Z: DC
5	Frame Grade	63
6	Tripping Characteristic	B, C
7	Rated Current	1, 1.2, 1.5, 1.6, 2, 3, 4, 5, 6, 7, 8, 9, 10, 12, 13, 15, 16, 20, 25, 30, 32, 35, 40, 50, 60, 63
8	Grade Number	1 : 1P, 2 : 2P
9	PV Code	None: Conventional Product



Technical Parameters

Specifications	NDB2Z-63
Rated Operational Voltage	125Vdc(1P)/ 250Vdc(2P)
Rated Insulation Voltage	1000V
Rated Impulse withstand voltage	6kV
Rated Current	1A, 1.2A, 1.5A, 1.6A, 2A, 3A, 4A, 5A, 6A, 7A, 8A, 10A, 12A, 13A, 15A, 16A, 20A, 25A, 30A, 32A, 35A, 40A, 50A, 60A, 63A
Rated Running Short Circuit Breaking Capacity	7.5kA
Rated Ultimate Short Circuit breaking Capacity	10kA
Instantaneous Tripping Characteristics	B: 6In ± 20% C: 12In ± 20%
Number of Poles	1P/2P
Mechanical Life	20000

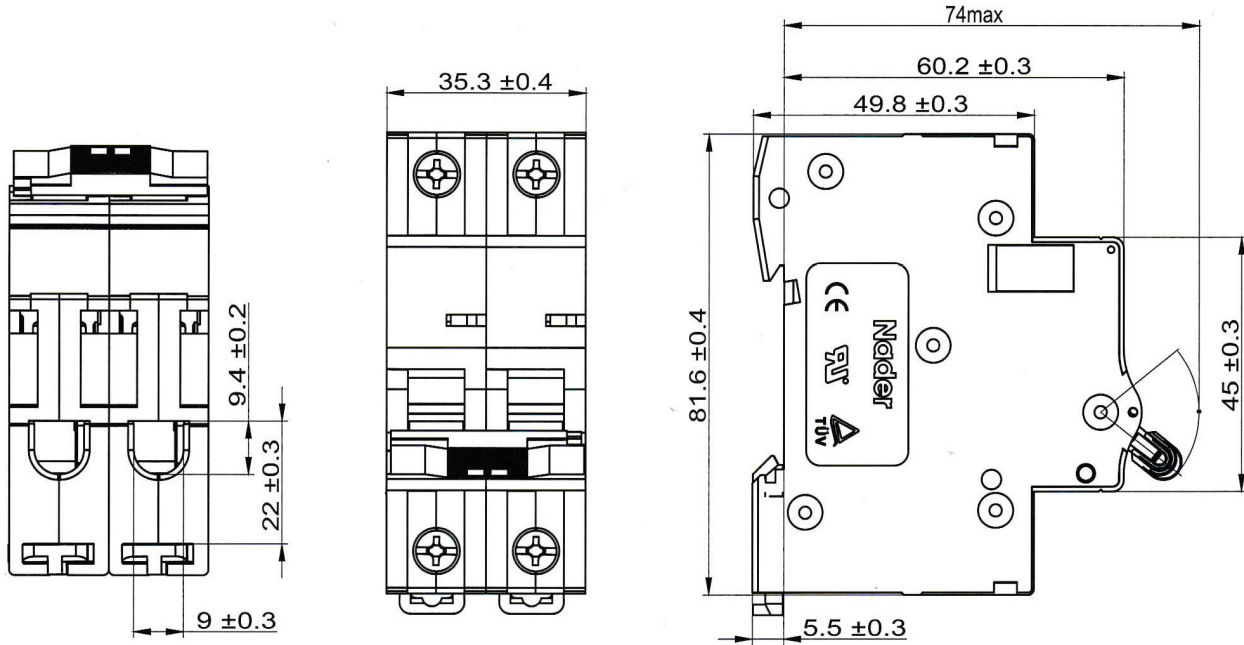
Tripping Characteristic Curve



NDB2Z - Accessories

Serial No.	Name		
1	Auxiliary Contact	OF2	Loaded on the left side of a circuit breaker to indicate the On/Off state of the circuit breaker; 3 can be loaded at most
2	Alarm Contact	SD2	Loaded on the left side of a circuit breaker to indicate the fault tripping state of the circuit breaker; 3 can be loaded at most
3	Shunt Tripper	MX+OF2	Loaded on the left side of a circuit breaker to indicate the fault tripping state and remote breaking control of the circuit breaker; 3 can be loaded at most

NDB2Z-63 Outline Dimensions



Electric Circuit Diagram

