











ACTUATOR	FIXING	P012 P016 P020	C025 C032 C040	C063 - C080	G125	G200
		 45°	 45°	 45°	 60°	 60°
	screw	020/0008	021/0008	220/0008	-	-
	ø22	095/0008	095/0008	-	-	-
	screw	030/0008	-	-	-	-
	ø22	070/0008	070/0008	-	-	-
	screw	005/0008	005/0008	-	-	-
	ø22	077/0008	077/0008	-	-	-
	screw	006/0008	006/0008	-	-	-
	ø22	069/0008	069/0008	-	-	-
	screw	011/0008	011/0008	211/0008	-	-
	ø22	063/0008	063/0008	-	-	-
	screw	012/0008	012/0008	212/0008	-	-
	ø22	064/0008	064/0008	-	-	-
<b>DOORLOCK SHAFT</b>						
		Metallic □5x85mm		Metallic □6x100mm	Direct doorlock coupling (no metallic shaft)	

All base mounting's actuators are equipped with Doorlock function that permits to open the door only in "0" position.

▲ UL50 NEMA Type 1-4-4X

▲ Metallic shaft can be cut according customer needs. Longer metallic shaft are available in accessories.