


- 1, 2, 3 and 4 Poles
- 1, 2, 3, 4, 5, 6, 10, 16, 20, 25, 40, 50 and 63 Amps
- B, C and D Trip Curves
- Easy to Wire, Screw-Clamp Connections
- Standard 35mm DIN Rail Mounted

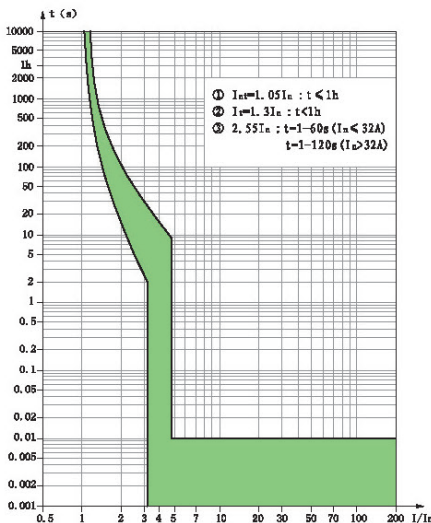
The NDB1 series of circuit breakers provide the short circuit and overload protection, control and isolation functions. Applicable to the low-voltage terminal distribution in the industry, civil buildings, energy, communication, infrastructure and other fields.



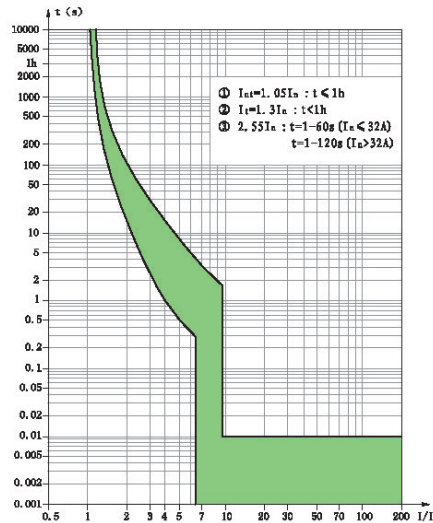
Specifications

Wire Size:	#16 - #4 AWG
Terminal Screw:	M5
Torque:	2N-m (18 lbin)
Interrupt Capacity:	6kA (1-40Amps, 4.5kA (50, 63Amps)
Mechanical Life:	20,000 Operations
Operating Temperature Range:	-40C to 70C
Max Voltage:	240V AC (1P), 480V AC(2P, 3P, 4P), 80V DC (1P, 2P)

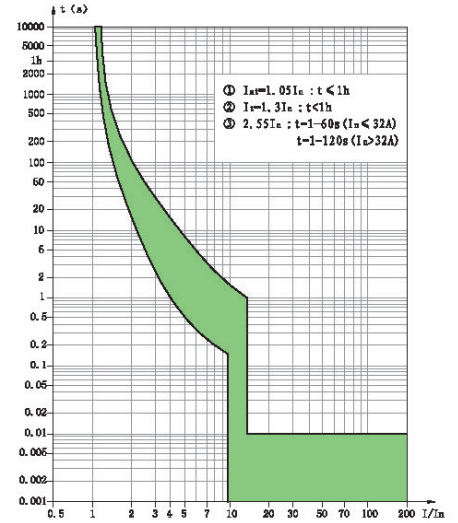
B - Trip Curve



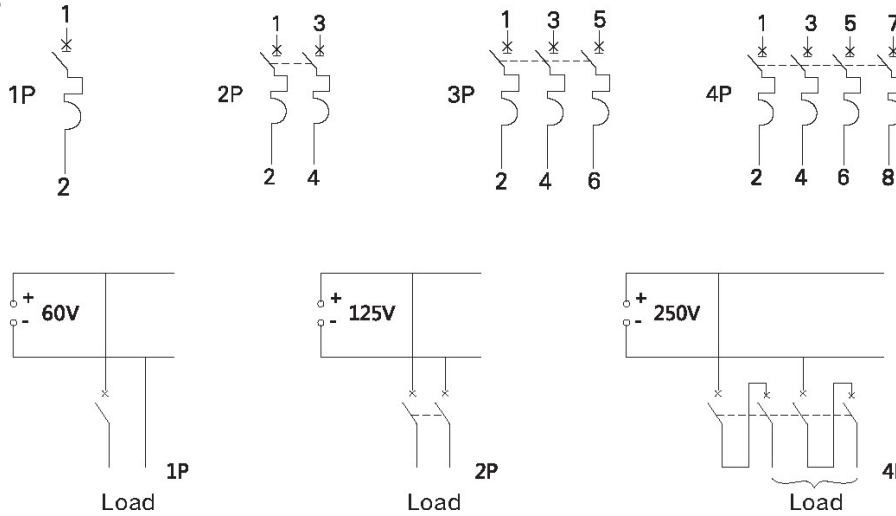
C - Trip Curve



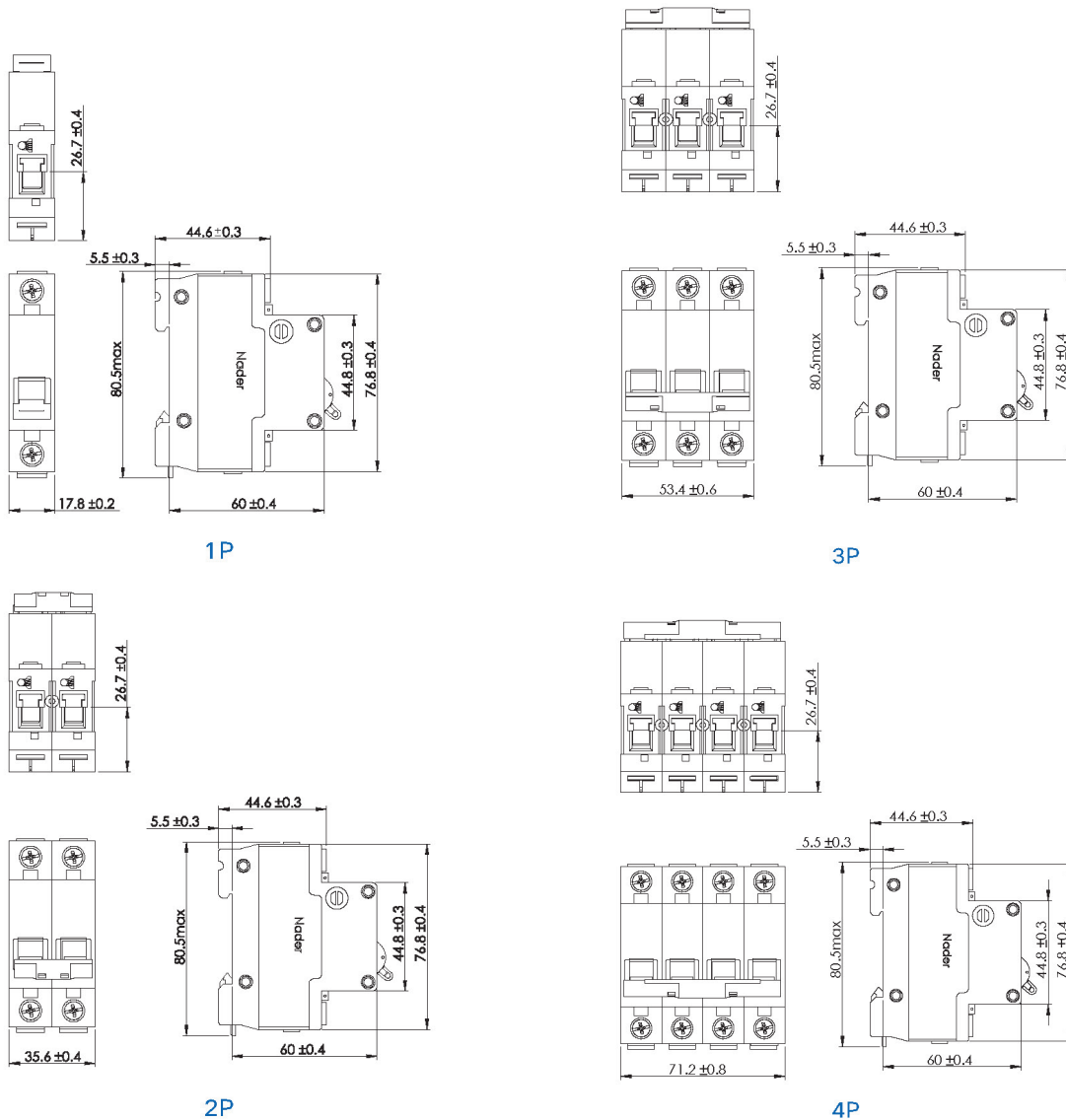
D - Trip Curve



Wiring Diagrams




Dimensions






Rated Current (A)	1 Pole B Trip Curve	1 Pole C Trip Curve	1 Pole D Trip Curve
1	NDB1-63B1-1	NDB1-63C1-1	NDB1-63D1-1
2	NDB1-63B2-1	NDB1-63C2-1	NDB1-63D2-1
3	NDB1-63B3-1	NDB1-63C3-1	NDB1-63D3-1
4	NDB1-63B4-1	NDB1-63C4-1	NDB1-63D4-1
5	NDB1-63B5-1	NDB1-63C5-1	NDB1-63D5-1
6	NDB1-63B6-1	NDB1-63C6-1	NDB1-63D6-1
10	NDB1-63B10-1	NDB1-63C10-1	NDB1-63D10-1
16	NDB1-63B16-1	NDB1-63C16-1	NDB1-63D16-1
20	NDB1-63B20-1	NDB1-63C20-1	NDB1-63D20-1
25	NDB1-63B25-1	NDB1-63C25-1	NDB1-63D25-1
32	NDB1-63B32-1	NDB1-63C32-1	NDB1-63D32-1
40	NDB1-63B40-1	NDB1-63C40-1	NDB1-63D40-1
50	NDB1-63B50-1	NDB1-63C50-1	NDB1-63D50-1
63	NDB1-63B63-1	NDB1-63C63-1	NDB1-63D63-1



Rated Current (A)	2 Pole B Trip Curve	2 Pole C Trip Curve	2 Pole D Trip Curve
1	NDB1-63B1-2	NDB1-63C1-2	NDB1-63D1-2
2	NDB1-63B2-2	NDB1-63C2-2	NDB1-63D2-2
3	NDB1-63B3-2	NDB1-63C3-2	NDB1-63D3-2
4	NDB1-63B4-2	NDB1-63C4-2	NDB1-63D4-2
5	NDB1-63B5-2	NDB1-63C5-2	NDB1-63D5-2
6	NDB1-63B6-2	NDB1-63C6-2	NDB1-63D6-2
10	NDB1-63B10-2	NDB1-63C10-2	NDB1-63D10-2
16	NDB1-63B16-2	NDB1-63C16-2	NDB1-63D16-2
20	NDB1-63B20-2	NDB1-63C20-2	NDB1-63D20-2
25	NDB1-63B25-2	NDB1-63C25-2	NDB1-63D25-2
32	NDB1-63B32-2	NDB1-63C32-2	NDB1-63D32-2
40	NDB1-63B40-2	NDB1-63C40-2	NDB1-63D40-2
50	NDB1-63B50-2	NDB1-63C50-2	NDB1-63D50-2
63	NDB1-63B63-2	NDB1-63C63-2	NDB1-63D63-2



Rated Current (A)	3 Pole B Trip Curve	3 Pole C Trip Curve	3 Pole D Trip Curve
1	NDB1-63B1-3	NDB1-63C1-3	NDB1-63D1-3
2	NDB1-63B2-3	NDB1-63C2-3	NDB1-63D2-3
3	NDB1-63B3-3	NDB1-63C3-3	NDB1-63D3-3
4	NDB1-63B4-3	NDB1-63C4-3	NDB1-63D4-3
5	NDB1-63B5-3	NDB1-63C5-3	NDB1-63D5-3
6	NDB1-63B6-3	NDB1-63C6-3	NDB1-63D6-3
10	NDB1-63B10-3	NDB1-63C10-3	NDB1-63D10-3
16	NDB1-63B16-3	NDB1-63C16-3	NDB1-63D16-3
20	NDB1-63B20-3	NDB1-63C20-3	NDB1-63D20-3
25	NDB1-63B25-3	NDB1-63C25-3	NDB1-63D25-3
32	NDB1-63B32-3	NDB1-63C32-3	NDB1-63D32-3
40	NDB1-63B40-3	NDB1-63C40-3	NDB1-63D40-3
50	NDB1-63B50-3	NDB1-63C50-3	NDB1-63D50-3
63	NDB1-63B63-3	NDB1-63C63-3	NDB1-63D63-3



Rated Current (A)	4 Pole B Trip Curve	4 Pole C Trip Curve	4 Pole D Trip Curve
1	NDB1-63B1-4	NDB1-63C1-4	NDB1-63D1-4
2	NDB1-63B2-4	NDB1-63C2-4	NDB1-63D2-4
3	NDB1-63B3-4	NDB1-63C3-4	NDB1-63D3-4
4	NDB1-63B4-4	NDB1-63C4-4	NDB1-63D4-4
5	NDB1-63B5-4	NDB1-63C5-4	NDB1-63D5-4
6	NDB1-63B6-4	NDB1-63C6-4	NDB1-63D6-4
10	NDB1-63B10-4	NDB1-63C10-4	NDB1-63D10-4
16	NDB1-63B16-4	NDB1-63C16-4	NDB1-63D16-4
20	NDB1-63B20-4	NDB1-63C20-4	NDB1-63D20-4
25	NDB1-63B25-4	NDB1-63C25-4	NDB1-63D25-4
32	NDB1-63B32-4	NDB1-63C32-4	NDB1-63D32-4
40	NDB1-63B40-4	NDB1-63C40-4	NDB1-63D40-4
50	NDB1-63B50-4	NDB1-63C50-4	NDB1-63D50-4
63	NDB1-63B63-4	NDB1-63C63-4	NDB1-63D63-4