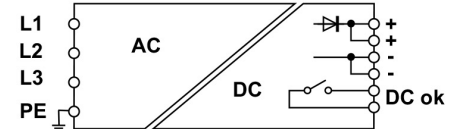
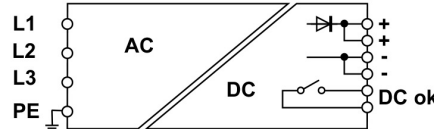


- 3-phase 400-500 Vac input or 2-phase with derating
- Short circuit, overload, input and output overvoltage protections
- Over temperature protection
- Suitable for applications that require high reliability and performance
- Smart alarm contact, signals when output voltage drops more than 10%
- High overload capability to ensure the protections selectivity and start-up of heavy loads



NOTE

Please refer to the datasheet for more details
Above overcurrent limit, the protection starts cycling in ON/OFF mode(hiccup autoreset), the maximum current supplied depends by the line resistance



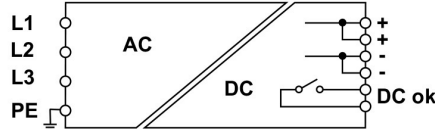
CODE	XCSG960D	XCSG960G
TYPE	CSG960D	CSG960G
INPUT TECHNICAL DATA		
Input rated voltage	3x 400-500 Vac	3x 400-500 Vac
Input voltage AC	340...550 Vac	340...550 Vac
Input voltage DC	—	—
Frequency	47...63 Hz	47...63 Hz
Current consumption	2.2 A (400 Vac) / 1.1 A (500 Vac)	2.2 A (400 Vac) / 1.1 A (500 Vac)
Inrush peak current	20 A	20 A
Power factor	> 0.65	> 0.65
Internal protection fuse	—	—
External protection on AC line	MCB: C-10 A / Fuse: T-10 A	MCB: C-10 A / Fuse: T-10 A
OUTPUT TECHNICAL DATA		
Output rated voltage	48 Vdc ±1%	72 Vdc ±1%
Output adjustable range	45...55 Vdc	72...85 Vdc
Continuous current	20 A at 50°C	13.3 A at 50°C
Overload limiting	23 A for >5 s	17 A for >5 s
Short circuit peak current	40 A for 5 s	27 A for 5 s
Ripple @ nominal ratings	100 mVpp	100 mVpp
Hold up time	10 ms (400 Vac) / 15 ms (500 Vac)	15 ms (400 Vac) / 18 ms (500 Vac)
Status indication	LED "DC OK" / LED "Alarm"	LED "DC OK" / LED "Alarm"
Alarm contact	dry contact, max. 1A @ 24 Vdc (Uout >43.2 Vdc)	dry contact, max. 1A @ 24 Vdc (Uout >68.4 Vdc)
Parallel connection	possible	possible
Redundant parallel connection	already fitted with internal ORing diode	already fitted with internal ORing diode
GENERAL TECHNICAL DATA		
Efficiency	92% (400 Vac) / 92% (500 Vac)	94% (400 Vac) / 94% (500 Vac)
Dissipated power	80 W (400 Vac) / 80 W (500 Vac)	60 W (400 Vac) / 60 W (500 Vac)
Operating temperature range	-20...+60°C (derating -18 W >45°C)	-20...+60°C (derating -18 W >45°C)
Input / output isolation	3 kVac / 60 s (SELV output)	3 kVac / 60 s (no SELV output)
Input / ground isolation	2 kVac / 60 s	2 kVac / 60 s
Output / ground isolation	0.5 kVac / 60 s	0.5 kVac / 60 s
Standard / approvals	EN 60950-1	EN 60950-1
EMC Standards	EN 61000-6-1, EN 61000-6-2, EN 61000-6-3, EN 61000-6-4	EN 61000-6-1, EN 61000-6-2, EN 61000-6-3, EN 61000-6-4
Overvoltage category / Pollution degree	II / 2	II / 2
Protection degree	IP 20	IP 20
Connection terminal IN/OUT	4 mm ² / 10 mm ²	4 mm ² / 10 mm ²
Housing material	aluminium	aluminium
Dimension	80x139x127 mm	80x139x127 mm
Approximate weight	1.2 kg	1.2 kg
Mounting information	vertical on a rail, 10 mm from adjacent components	vertical on a rail, 10 mm from adjacent components
APPROVALS	CE	CE
ACCESSORIES		
Mounting rail (IEC60715/TH35-7.5)	PR/3/AC, PR/3/AC/ZB, PR/3/AS, PR/3/AS/ZB	PR/3/AC, PR/3/AC/ZB, PR/3/AS, PR/3/AS/ZB
Mounting rail (IEC60715/TH35-15)	PR/3/PP, PR/3/PP/ZB, PR/3/PA, PR/3/PA/ZB	PR/3/PP, PR/3/PP/ZB, PR/3/PA, PR/3/PA/ZB
Marking tag	TAP207A, TAP128A, TAP178A, TAP209A	TAP207A, TAP128A, TAP178A, TAP209A



- 3-phase 400-500 Vac input or 2-phase with derating
- Short circuit, overload, input and output overvoltage protections
- Over temperature protection
- Suitable for applications that require high reliability and performance
- Smart alarm contact, signals when output voltage drops more than 10%
- High overload capability to ensure the protections selectivity and start-up of heavy loads



NOTE

Please refer to the datasheet for more details
Above overcurrent limit, the protection starts cycling in ON/OFF mode (hiccup autoreset), the maximum current supplied depends by the line resistance



CODE	XCSG960C
TYPE	CSG960C
INPUT TECHNICAL DATA	
Input rated voltage	3x 400-500 Vac
Input voltage AC	340...550 Vac
Input voltage DC	—
Frequency	47...63 Hz
Current consumption	2.2 A (400 Vac) / 1.1 A (500 Vac)
Inrush peak current	20 A
Power factor	> 0.65
Internal protection fuse	—
External protection on AC line	MCB: C-10 A / Fuse: T-10 A
OUTPUT TECHNICAL DATA	
Output rated voltage	24 Vdc ±1%
Output adjustable range	24...28 Vdc
Continuous current	40 A at 50°C
Overload limiting	44 A for >5 s
Short circuit peak current	63 A for 5 s
Ripple @ nominal ratings	100 mVpp
Hold up time	10 ms (400 Vac) / 15 ms (500 Vac)
Status indication	LED "DC OK" / LED "Alarm"
Alarm contact	dry contact, max. 1A @ 24 Vdc (Uout >21.6 Vdc)
Parallel connection	possible
Redundant parallel connection	possible with external ORing diode
GENERAL TECHNICAL DATA	
Efficiency	92% (400 Vac) / 92% (500 Vac)
Dissipated power	80 W (400 Vac) / 80 W (500 Vac)
Operating temperature range	-20...+60°C (derating -18 W >45°C)
Input / output isolation	3 kVac / 60 s (SELV output)
Input / ground isolation	2 kVac / 60 s
Output / ground isolation	0.5 kVac / 60 s
Standard / approvals	EN 60950-1
EMC Standards	EN 61000-6-1, EN 61000-6-2, EN 61000-6-3, EN 61000-6-4
Overvoltage category / Pollution degree	II / 2
Protection degree	IP 20
Connection terminal IN/OUT	4 mm ² / 10 mm ²
Housing material	aluminium
Dimension	80x139x127 mm
Approximate weight	1.2 kg
Mounting information	vertical on a rail, 10 mm from adjacent components
APPROVALS	 
ACCESSORIES	
Mounting rail (IEC60715/TH35-7.5)	PR/3/AC, PR/3/AC/ZB, PR/3/AS, PR/3/AS/ZB
Mounting rail (IEC60715/TH35-15)	PR/3/PP, PR/3/PP/ZB, PR/3/PA, PR/3/PA/ZB
Marking tag	TAP207A, TAP128A, TAP178A, TAP209A