

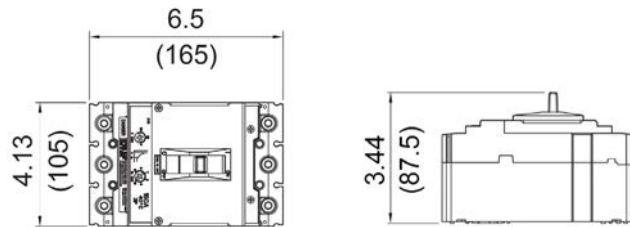
## Features & Accessories

- Thermal-Magnetic 40 A through 150 A
- Suitable for Branch Circuit Protection
- Rated Current of 40 to 150 A, Max. 600 Vac
- UL489 Listed for use on UL508 Control Panels
- Shunt Trip, Undervoltage Release and Other Accessories available.
- Line and Load Lug Terminals included on All MCCBs
- Toggle Handle provides Three Positions (On/Off and Tripped)
- HACR (Heating, Air Conditioning and Refrigeration Rated)
- Auxiliary Switch, Alarm Switch, Shunt Trip and Undervoltage Release can be installed in the field.
- Door-Mounted or Flange-Mounted, Flex Shaft Operating Handles
- All Frame Sizes Suitable For Reverse-Feed Applications
- All Breakers include Mounting Hardware



## UL Listings

- UL489 MCCB, File E231289
- UL489 Circuit-Breaker Accessories, File E223241



## General Specifications

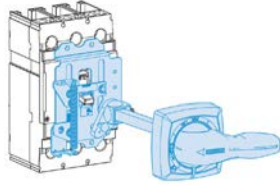
Rated Current (A)	Type	Number of Poles	UL489 Rated Voltage (Vac)	UL489 Interrupting Capacity (kA rms) AC(50/60Hz) 480 Vac	Wire Size (AWG) (CU)	Torque (Lb-In)	Approx. Weight (Lbs.)
<b>UTS150 Frame</b>							
40	UTS150N-FTU-40-3P-LL-UL	3	600	35	8-2/0	133.6	3.95
50	UTS150N-FTU-50-3P-LL-UL						
60	UTS150N-FTU-60-3P-LL-UL						
70	UTS150N-FTU-70-3P-LL-UL						
80	UTS150N-FTU-80-3P-LL-UL						
90	UTS150N-FTU-90-3P-LL-UL						
100	UTS150N-FTU-100-3P-LL-UL						
125	UTS150N-FTU-125-3P-LL-UL						
150	UTS150N-FTU-150-3P-LL-UL						

**Trip Unit:** Fixed Thermal/Fixed Magnetic; **Terminals:** Lugs on Line and Load Sides;  
**Frame (Width x Height x Depth mm/in):** 105/4.13 x 165/6.50 x 87.5/3.44

## Handles

### UL489 Extended Disconnect Handles

- Mechanism for mounting on outside of enclosure
- Padlockable provision for safety lockout
- Shafts can be cut to length to fit your enclosure
- Choose from UL Type 1, 12 or UL Type 3, 4, 4X

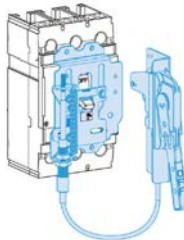


Type 1, 12	Type 3, 3R, 4	Type 3, 4, 4x	Used with MCCB:
EHUOC-12	EHVOC-12	EHXOC-12	UTE100
EHUOC-16/24	EHVOC-16/24	EHXOC-16/24	
EHU2-12	EHV2-12	EHX2-12	UTS150, UTS250
EHU2-16/24	EHV2-16/24	EHX2-16/24	
EHU3-12	EHV3-12	EHX3-12	UTS400, UTS600
EHU3-16/24	EHV3-16/24	EHX3-16/24	
EHU5-12	EHV5-12	EHX5-12	UTS800, UTS1200
EHU5-16/24	EHV5-16/24	EHX5-16/24	

### Flange-Mounted Cable Operating Handles

- Cable-operated disconnect handle for flange mount
- Flexible cable allows for easy installation
- Padlockable for safety lockout
- Cable lengths available: 36, 48, 60, 72, 84, & 128"
- Cable sold separately
- Choose from UL Type 1, 12, 3R, 4, 12 or UL Type 4, 4X

Type 1, 3, 3R, 4, 12	TYPE 4, 4X	Used with MCCB:
COM0/FHU-S	COM0/FHX-S	UTE100
COM2/FHU-S	COM2/FHX-S	UTS150, UTS250
COM3/FHU-L	COM3/FHX-L	UTS400, UTS600
COM5/FHU-L	COM5/FHX-L	UTS800, UTS1200



## Flange Cables

Part #:	Cable Length (Inch):	Used with MCCB:
FH2-36	36	UTE100, UTS150, UTS250
FH2-48	48	
FH2-60	60	
FH4-36	36	UTS400, UTS600
FH4-48	48	
FH4-60	60	
FH4-72	72	UTS800, UTS1200
FH5-60	60	
FH5-84	84	
FH5-128	128	

## Locking Devices

### Removable Locking Device

- Easily attaches to the MCCB
- Allows handle to be locked in "OFF" position which guarantees isolation according to UL489
- 3 padlocks may be used with shackle diameters ranging from 0.2" - 0.3" (not supplied)

### Mechanical Interlock Device

- Device locks two breakers together and provides 3 positions: Left Off - Right On, Left On - Right Off, and Left Off - Right Off
- Front interlocking plate allows installation of a padlock (not supplied) in order to fix the position. Two padlocks may be used to fix Left Off - Right Off

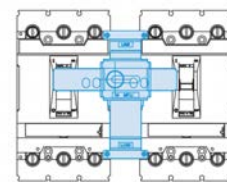
### Fixed Plate Locking Device

- Easily attaches to the MCCB
- Allows handle to be padlocked in "ON" or "OFF" position. Locking in "OFF" position guarantees isolation according to IEC 60947-2

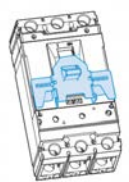
Part Number:	Used with MCCB:
<b>Pad Lock</b>	
PL0	UTE100
PL2	UTS150, UTS250
PL3	UTS400, UTS600
PL5	UTS800, UTS1200
<b>Pad Handle Lock</b>	
PHL0	UTE100
PHL2	UTS150, UTS250
PHL3	UTS400, UTS600
PHL5	UTS800, UTS1200
<b>Mechanical Interlock</b>	
MIT03	UTE100
MIT23	UTS150, UTS250
MIT33	UTS400, UTS600
MIT53	UTS800, UTS1200



Removable Locking Device

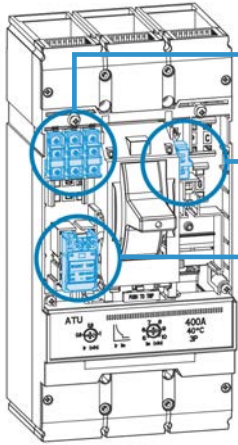


Mechanical Interlock Device



Fixed Plate Locking Device

## Internal Modules



### Module Options

#### Auxiliary Switch (AX)

- Provides remote “On” and “Off” indication

#### Alarm Switch (AL)

- Provides immediate indication of a breaker trip.

#### Shunt and Undervoltage Trips (SHT) & (UVT)

- (SHT) - Opens breaker in response to externally applied voltage signal.
- (UVT) - Automatically trips when control voltage drops. Breaker cannot be closed again until voltage returns to 85% of control voltage.

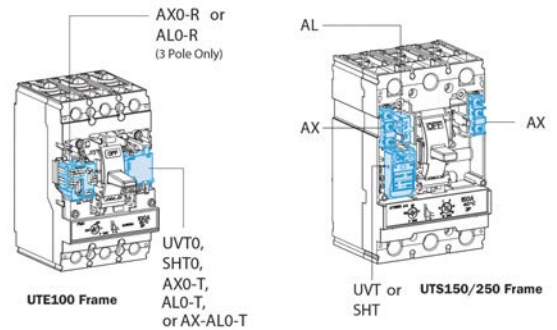
## Auxiliary and Alarm Switch Modules

Part #:	Used on MCCB:	Side:	Contact Rating:	Configuration:
<b>Auxiliary Switch Modules</b>				
AX-0-R	UTE100	Left	5A @ 125Vac 3A @ 250Vac 0.4A @ 125Vdc 0.2A @ 250Vdc	SPDT (1NO, 1NC)
AX-0-T		Right		
AX-AL-0-T		Right		
AX	UTS150-600	-		
AX-5	UTS800-1200	-		
<b>Alarm Switch Modules</b>				
AL0-R	UTE100	Left	5A @ 125Vac 3A @ 250Vac 0.4A @ 125Vdc 0.2A @ 250Vdc	SPDT (1NO, 1NC)
AL0-T		Right		
AL	UTS150-600	-		
AL-5	UTS800-1200	-		

## Shunt Trip Modules

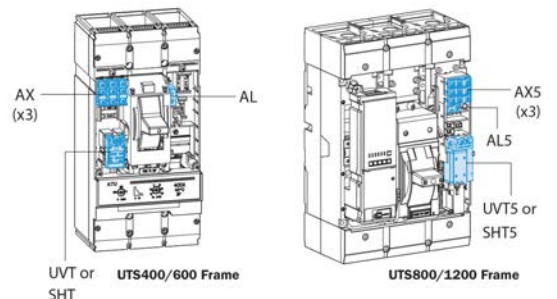
Part #:	Control Voltage (Vn)	Current:	Operating Voltage:	Used on MCCB:
SHT-0-12	12 Vac/dc	30mA	AC: 0.7-1.1Vn DC: 0.8-1.1Vn	UTE100
SHT-0-24	24 Vac/dc	27mA		
SHT-0-100	110-130 Vac/dc	5.8mA		
SHT-0-200	200-250 Vac/dc	5.4mA		
SHT-0-440	440-500 Vac/dc	3.5mA		
SHT-12	12 Vdc	30mA	AC/DC: 0.7-1.1Vn	UTS150 UTS250 UTS400 UTS600
SHT-24	24 Vac/dc	24mA		
SHT-110	110-130 Vac/dc	10.5mA		
SHT-220	220-240 Vac, 250 Vdc	7.5mA		
SHT-380	380-500 Vac/dc	2.3mA		
SHT-5-24	24-30 Vdc	Power Consumption 200W Inrush 5W Steady-State	0.6-1.1Vn	UTS800 UTS1200
SHT-5-100	110-130 Vac/dc		0.56-1.1Vn	
SHT-5-200	200-250 Vac/dc			
SHT-5-440	380-480 Vac/dc			

## Possible Configuration of Internal Modules



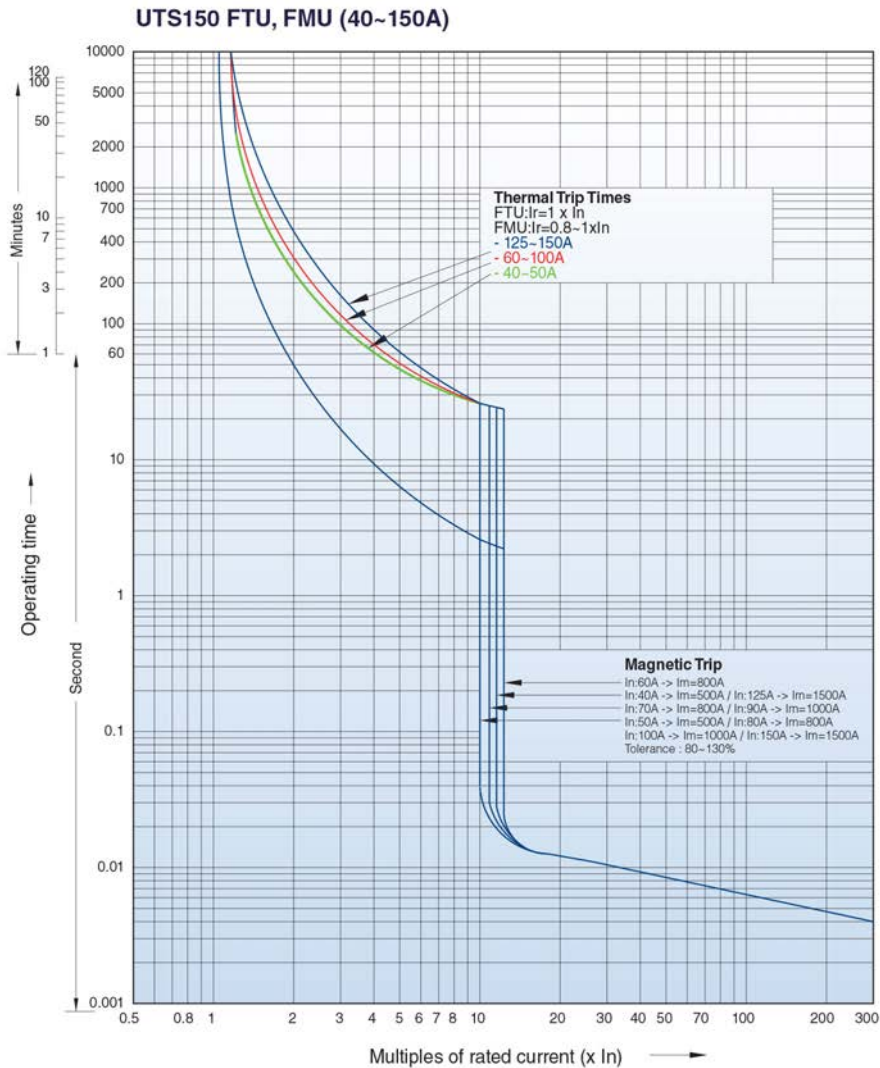
## Undervoltage Release Modules

Part #:	Control Voltage (Vn)	Current:	Tripping Voltage:	Used on MCCB:
UVT-0-24	24 Vac/dc	27mA	0.20-0.70Vn	UTE100
UVT-0-100	110-110 Vac/dc	5.8mA		
UVT-0-200	200-220 Vac/dc	5.4mA		
UVT-0-440	440-480 Vac/dc	3.5mA		
UVT-24	24 Vac/dc	27mA	0.35-0.70Vn	UTS150 UTS250 UTS400 UTS600
UVT-100	110-130 Vac/dc	5.8mA		
UVT-200	220-240 Vac, 250 Vdc	5.4mA		
UVT-440	440-480 Vac/dc	3.5mA		
UVT-5-24	24-30 Vdc	Power Consumption 200W Inrush 5W Steady-State	0.44-0.60Vn	UTS800 UTS1200
UVT-5-100	110-130 Vac/dc			
UVT-5-200	200-250 Vac/dc			
UVT-5-440	380-480 Vac/dc			



## UTS150 CHARACTERISTIC

This curve is to be used for application and coordination purposes only.  
All time/current characteristic curve data is based on 40°C ambient cold start.



RATING UTS150	FTU	
	2P/3P	MAG TRIP (80%~130%)
40	<input type="radio"/>	500A
50	<input type="radio"/>	
60	<input type="radio"/>	800A
70	<input type="radio"/>	
80	<input type="radio"/>	
90	<input type="radio"/>	1000A
100	<input type="radio"/>	
125	<input type="radio"/>	1500A
150	<input type="radio"/>	

RATING UTS150	FMU		
	2P/3P	RATING RANGE (0.8-1 x In)	MAG TRIP (80%~130%)
40	<input type="radio"/>	32-40A	500A
60	<input type="radio"/>	48-60A	800A
80	<input type="radio"/>	64-80A	800A
100	<input type="radio"/>	80-100A	1000A
150	<input type="radio"/>	120-150A	1500A