


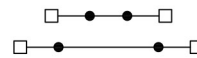
## Two and three level circuits

- feed-through with 2 levels
  - feed-through with 2 levels and internal connection
  - suitable for housing components
  - mounting on PR/3 rails according IEC 60715, TH/35 type
  - available in grey or in a version appropriate for use with "intrinsically safe" circuits (Ex)i
  - terminal block DBC.4 certificate **IMQ 17 ATEX 001 U Ex e**  
 $\text{Ex}$  I M2 Ex eb I Mb / II 2 G Ex eb IIc Gb temperature range of use: -40 – +80°C
  - **CoC IEC Ex IMQ 17.0001 U**
  - four slots for inserting "Easy Bridge" coupling cross connection
  - **100°C** maximum continual operating temperature
- The /GR tag indicates the grey version.



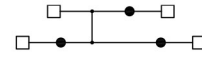
<b>grey version</b>	
<b>(Ex)i version</b>	
<b>TECHNICAL CHARACTERISTICS</b>	
function/type	
rated cross-section	(mm <sup>2</sup> )
connecting capacity	
flexible	(mm <sup>2</sup> )
rigid	(mm <sup>2</sup> )
max. flexible with ferrule (mm <sup>2</sup> ) - ferrule type	
rated voltage / rated current / gauge	conf. to IEC 60947-7-1
rated voltage / rated current / AWG / tightening torque value	UL
(Ex e) rated voltage	(V)
rated impulse withstand voltage / pollution degree	
insulation stripping length	(mm)
tightening torque value (test / max)	(Nm)
height / width / thickness	TH/35 7.5 mm
height / width / thickness	TH/35 15 mm

<b>DBC.4/GR</b>	Cat. No. <b>DB400GR</b>
<b>DBC.4 (Ex)i</b>	Cat. No. <b>DB500</b>



2 level feed-through	
rated cross-section	4
flexible	0.2 – 6
rigid	0.2 – 6
max. flexible with ferrule (mm <sup>2</sup> ) - ferrule type	4 - WP40/16
rated voltage / rated current / gauge	630 V / 32 A / A4
rated voltage / rated current / AWG / tightening torque value	600 V / 30 A / 20 -10 AWG / 4.4 lb.in
(Ex e) rated voltage	-
rated impulse withstand voltage / pollution degree	8 KV / 3
insulation stripping length	9
tightening torque value (test / max)	0.5 / 1
height / width / thickness	66 / 70 / 6
height / width / thickness	74 / 70 / 6

<b>DBC.4/CI/GR</b>	Cat. No. <b>DB417GR</b>
<b>DBC.4/CI (Ex)i</b>	Cat. No. <b>DB517</b>



2 level feed-through with internal cross-connection	
rated cross-section	4
flexible	0.2 – 6
rigid	0.2 – 6
max. flexible with ferrule (mm <sup>2</sup> ) - ferrule type	4 - WP40/16
rated voltage / rated current / gauge	630 V / 32 A / A4
rated voltage / rated current / AWG / tightening torque value	600 V / 30 A / 20 -10 AWG / 4.4 lb.in
(Ex e) rated voltage	-
rated impulse withstand voltage / pollution degree	8 KV / 3
insulation stripping length	9
tightening torque value (test / max)	0.5 / 1
height / width / thickness	66 / 70 / 6
height / width / thickness	74 / 70 / 6

## APPROVALS



<b>ACCESSORIES</b>	
Grey	blue end section
"Easy Bridge" (PTC) cross connection (intrinsically IPXXB protected once mounted)	
3-pole rated current carrying capacity of jumper - (applic. Ex e)	(A)
Cross-connection identification strip	
Coloured partition	red
Cross connection barrier (upper level)	red
Cross connection barrier (lower level)	red
Marking tag	pitch mounting
	single mounting
End bracket	

Type	Cat. No.
<b>DBC.4/PT/GR</b>	DB401GR
<b>DBC.4/PT (Ex)i</b>	DB402
<b>PTC/4/02</b>	PTC0402
<b>PTC/4/03</b>	PTC0403
<b>PTC/4/05</b>	PTC0405
<b>PTC/4/10</b>	PTC0410
<b>PTC/4/00</b>	PTC0400
<b>32 (25)</b>	
<b>PTC/SP</b>	PT0990
<b>DFU/7/R</b>	DU07R
<b>DFM/800-DFM/900</b>	DF800-DF900
<b>DFM/500</b>	DF500
<b>CNU/10/11</b>	NU1061
<b>CNU/8/61</b>	NU0861
<b>CNU/8/51</b>	NU0851
<b>CNU/10/51</b>	NU1051
<b>BTU for PR/DIN and PR/3</b>	BT005
<b>BT/3-BT0 for PR/3 only</b>	BT003-BT007

Type	Cat. No.
<b>DBC.4/PT/GR</b>	DB401GR
<b>DBC.4/PT (Ex)i</b>	DB402
<b>PTC/4/02</b>	PTC0402
<b>PTC/4/03</b>	PTC0403
<b>PTC/4/05</b>	PTC0405
<b>PTC/4/10</b>	PTC0410
<b>PTC/4/00</b>	PTC0400
<b>32 (25)</b>	
<b>PTC/SP</b>	PT0990
<b>DFU/7</b>	DU07R
<b>DFM/800-DFM/900</b>	DF800-DF900
<b>DFM/500</b>	DF500
<b>CNU/10/11</b>	NU1061
<b>CNU/8/61</b>	NU0861
<b>CNU/8/51</b>	NU0851
<b>CNU/10/51</b>	NU1051
<b>BTU for PR/DIN and PR/3</b>	BT005
<b>BT/3-BT0 for PR/3 only</b>	BT003-BT007