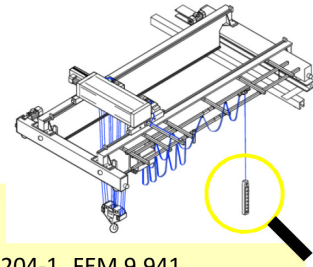


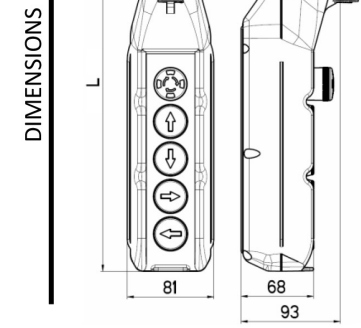
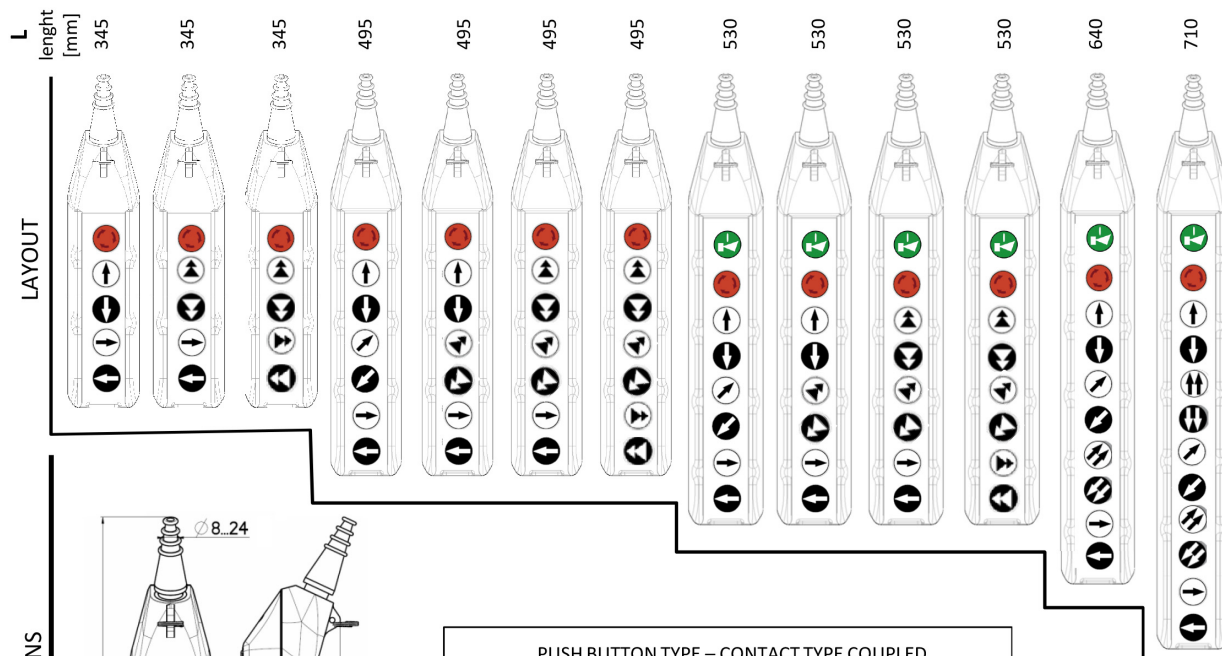


### Characteristics:

- Bi-directional, mechanically interlocked
- IP 65 double insulation IEC/EN60529
- Laser engraved symbols comply with EN60204-1, FEM 9.941
- Shock proof and heat resistant
- Available in UL/CSA requirements






CODE	PL05/E	PL05D2/E	PL05D4/E	PL07/E	PL07D2/E	PL07D4/E	PL07D6/E	PL08/E	PL08D2/E	PL08D4/E	PL08D6/E	PL10/E	PL12/E
weight [gr.]	600	625	655	800	830	855	880	890	915	945	970	1.105	1.290
N° push button	5	5	5	7	7	7	7	8	8	8	8	10	12



PUSH BUTTON TYPE – CONTACT TYPE COUPLED


(\*) two speed contact block

General characteristics		P02 – P03 – HP03 – PLN – PLBN – TLP								DC30	
In conformity to standards		IEC / EN60947-5-1								IEC / EN60947-3	
Material		<b>P02</b>	<b>P03</b>	<b>HP03</b>	<b>PL</b>	<b>PLB</b>	<b>TLP</b>				
		PP	ABS	ABS	ABS	ABS	PP	ABS			
Material group		II								II	
Pollution class		3								3	
Climate temperature	operating	-25°C + 70°C								-25°C + 70°C	
	storage	-30°C + 70°C								-30°C + 70°C	
Climate resistance	IEC68 part 2-3	hot damp								hot damp	
	IEC68 part 2-30	unsettled hot damp								unsettled hot damp	
Cable entry		<ul style="list-style-type: none"> <li>▪ P02 – P03: rubber cable sleeve Ø7...18mm</li> <li>▪ PL – PLB: rubber cable sleeve Ø9...24mm</li> <li>▪ HP03: spiral cable gland M20 – TLP: cable gland M20</li> </ul>								cable gland M25	
Electrical characteristics contact blocks		P02 – P03 – HP03 – PLN – PLBN – TLP								DC30	
Markings											
Rated insulation voltage [Ui]		690V								500V	
Rated thermal current [Ith]		16A								25A	
Rated impulse withstand voltage [Uimp]		4kV								4kV	
Frequency		50Hz – 50/60 Hz type PCW (HP03-TLP)								50Hz	
Rated operating current [Ie]											
AC-15 alternate current		(V)	24	60	110	240	400	440	500	690	
	type: PL004.. P02/P03/DC30 e-stop/PLN/PLBN	(A)	16	12	8	6	4	3.5	3	1	
	type: PCW.. HP03-TLP	(A)	10	8	6	5	4	4	4	2	
DC-13 direct current		(V)	24	48	60	110	220	250			
	type: PL004.. P02/P03/DC30 e-stop/PL/PLBN	(A)	2	1.2	0.85	0.4	0.25	-			
	type: PCW.. HP03-TLP	(A)	2	2	1	0.4	-	0.4			
AC-3 alternate current	1phase-2poles 230V-400V	-								2.2kW	
	3phase-3poles 230V-400V	-								3kW	
Conditional short circuit withstand current		1000A								1000A	
Fuse rating		gG 10A - 500V								aM 12A - 500V	
Contact insulation resistance		≤ 25mΩ								-	
Switching mechanism	type: PL004.. P02/P03/DC30 e-stop/PLN/PLBN	slow break double gap contacts single pad								slow break double gap contacts single pad	
	type: PCW.. HP03-TLP	slow break double gap contacts three pads									
Positive operation		NC contact block 								-	
Terminal type	type: PL004.. P02/P03/DC30 e-stop/PLN/PLBN	M3.5 screw								M3.5 screw	
	type: PCW.. HP03-TLP	spring cage terminal									
Terminal capacity	type: PL004.. P02/P03/DC30 e-stop/PLN/PLBN	No. 1 or 2 flexible and solid conductor min 1 max 2.5 mm <sup>2</sup>								No. 1 or 2 flexible and solid conductor min 1 max 2.5 mm <sup>2</sup>	
	type: PCW.. HP03-TLP	No. 1 or 2 flexible and solid conductor min 0.5 max 2.5 mm <sup>2</sup>									
UL508 characteristics											
General use		600V ac								16A	-
Designation code (HD) Heavy Duty		A600-Q600								-	-

