

- DC wide range input
- Short circuit, overload, input and output overvoltage protections
- Over temperature protection
- Compact dimension



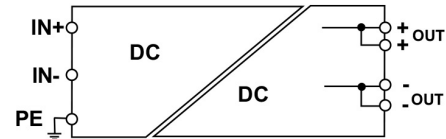
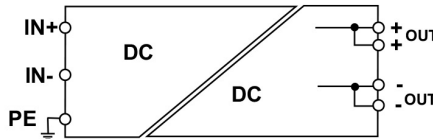
NOTE

Please refer to the datasheet for more details

Above overcurrent limit, the protection starts cycling in ON/OFF mode(hiccup autoreset), the maximum current supplied depends by the line resistance

Inrush current measured at Un with battery power supply; peak current varies according to the internal impedance of the current source and the resistance of the connections.

The capacitors between phase and neutral, requires that the isolation tests are carried out in DC



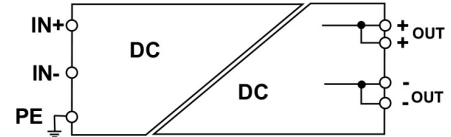
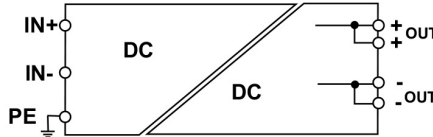
CODE	XCSA120BC	XCSA120CB
TYPE	CSA120BC	CSA120CB
INPUT TECHNICAL DATA		
Input rated voltage	12 Vdc	24 Vdc
Input voltage AC	—	—
Input voltage DC	10.5...18 Vdc	18...36 Vdc
Frequency	—	—
Current consumption	10 A [12 Vdc] ±10%	5.1 A [24 Vdc] ±10%
Inrush peak current	60 A	110 A
Power factor	—	—
Internal protection fuse	T 20 A	T 10 A
External protection on AC line	MCB: C-25 A / Fuse: T-25 A	MCB: C-13 A / Fuse: T-13 A
OUTPUT TECHNICAL DATA		
Output rated voltage	24 Vdc	12...15 Vdc
Output adjustable range	22.5...27.5 Vdc	12...15 Vdc
Continuous current	5 A [24 Vdc]	7 A [12 Vdc]
Overload limiting	6.5 A	9.1 A
Short circuit peak current	12 A for 300 ms	15 A for 300 ms
Ripple @ nominal ratings	100 mVpp	100 mVpp
Hold up time	1 ms	2 ms
Status indication	LED "DC OK"	LED "DC OK"
Alarm contact	—	—
Parallel connection	possible	possible
Redundant parallel connection	possible with external ORing diode	possible with external ORing diode
GENERAL TECHNICAL DATA		
Efficiency	83% [12 Vdc]	85% [24 Vdc]
Dissipated power	25 W [12 Vdc]	17 W [24 Vdc]
Operating temperature range	-20...+50°C	-20...+50°C
Input / output isolation	2.1 kVdc / 60s	2.1 kVdc / 60s
Input / ground isolation	1.41 kVdc / 60s	1.41 kVdc / 60s
Output / ground isolation	0.75 kVdc / 60s	0.75 kVdc / 60s
Standard / approvals	EN 60950-1	EN 60950-1
EMC Standards	EN 61000-6-1, EN 61000-6-2, EN 61000-6-3, EN 61000-6-4	EN 61000-6-1, EN 61000-6-2, EN 61000-6-3, EN 61000-6-4
Overvoltage category / Pollution degree	II / 2	II / 2
Protection degree	IP 20	IP 20
Connection terminal IN/OUT	2.5 mm ² / 2.5 mm ²	2.5 mm ² / 2.5 mm ²
Housing material	aluminium	aluminium
Dimension	40x130x115 mm	40x130x115 mm
Approximate weight	550 g	550 g
Mounting information	vertical on a rail, 10 mm from adjacent components	vertical on a rail, 10 mm from adjacent components
APPROVALS	CE	CE
ACCESSORIES		
Mounting rail (IEC60715/TH35-7.5)	PR/3/AC, PR/3/AC/ZB, PR/3/AS, PR/3/AS/ZB	PR/3/AC, PR/3/AC/ZB, PR/3/AS, PR/3/AS/ZB
Mounting rail (IEC60715/TH35-15)	PR/3/PP, PR/3/PP/ZB, PR/3/PA, PR/3/PA/ZB	PR/3/PP, PR/3/PP/ZB, PR/3/PA, PR/3/PA/ZB

- DC wide range input
- Short circuit, overload, input and output overvoltage protections
- Over temperature protection
- Compact dimension



NOTE

Please refer to the datasheet for more details
 Above overcurrent limit, the protection starts cycling in ON/OFF mode (hiccup autoreset), the maximum current supplied depends by the line resistance
 Inrush current measured at Un with battery power supply; peak current varies according to the internal impedance of the current source and the resistance of the connections.
 The capacitors between phase and neutral, requires that the isolation tests are carried out in DC



CODE	CSA120CC	XCSA120CC	CSA120DC	XCSA120DC
INPUT TECHNICAL DATA				
Input rated voltage	24 Vdc		48 Vdc	
Input voltage AC	—		—	
Input voltage DC	18...36 Vdc		36...72 Vdc	
Frequency	—		—	
Current consumption	5.8 A [24 Vdc] ±10%		2.8 A [48 Vdc] ±10%	
Inrush peak current	90 A		120 A	
Power factor	—		—	
Internal protection fuse	T 10 A		T 5 A	
External protection on AC line	MCB: C-13 A / Fuse: T-13 A		MCB: C-6 A / Fuse: T-6 A	
OUTPUT TECHNICAL DATA				
Output rated voltage	24 Vdc		24 Vdc	
Output adjustable range	22.5...27.5 Vdc		22.5...27.5 Vdc	
Continuous current	5 A [24 Vdc]		5A [24 Vdc]	
Overload limiting	6.5 A		6.5 A	
Short circuit peak current	12 A for 300 ms		13 A for 300 ms	
Ripple @ nominal ratings	150 mVpp		200 mVpp	
Hold up time	2 ms		4.5 ms	
Status indication	LED "DC OK"		LED "DC OK"	
Alarm contact	—		—	
Parallel connection	possible		possible	
Redundant parallel connection	possible with external ORing diode		possible with external ORing diode	
GENERAL TECHNICAL DATA				
Efficiency	87% [24 Vdc]		90% [48 Vdc]	
Dissipated power	18 W [24 Vdc]		13 W [48 Vdc]	
Operating temperature range	-20...+50°C		-20...+50°C	
Input / output isolation	2.1 kVdc / 60s		2.1 kVdc / 60s	
Input / ground isolation	1.41 kVdc / 60s		1.41 kVdc / 60s	
Output / ground isolation	0.75 kVdc / 60s		0.75 kVdc / 60s	
Standard / approvals	EN 60950-1		EN 60950-1	
EMC Standards	EN 61000-6-1, EN 61000-6-2, EN 61000-6-3, EN 61000-6-4		EN 61000-6-1, EN 61000-6-2, EN 61000-6-3, EN 61000-6-4	
Overvoltage category / Pollution degree	II / 2		II / 2	
Protection degree	IP 20		IP 20	
Connection terminal IN/OUT	2.5 mm ² / 2.5 mm ²		2.5 mm ² / 2.5 mm ²	
Housing material	aluminium		aluminium	
Dimension	40x130x115 mm		40x130x115 mm	
Approximate weight	550 g		550 g	
Mounting information	vertical on a rail, 10 mm from adjacent components		vertical on a rail, 10 mm from adjacent components	
APPROVALS	CE		CE	
ACCESSORIES				
Mounting rail (IEC60715/TH35-7.5)	PR/3/AC, PR/3/AC/ZB, PR/3/AS, PR/3/AS/ZB		PR/3/AC, PR/3/AC/ZB, PR/3/AS, PR/3/AS/ZB	
Mounting rail (IEC60715/TH35-15)	PR/3/PP, PR/3/PP/ZB, PR/3/PA, PR/3/PA/ZB		PR/3/PP, PR/3/PP/ZB, PR/3/PA, PR/3/PA/ZB	